

The TOTALINE condensate pumps are designed to be installed quickly and easily in a false ceiling (TTL12S) or in a plastic conduit (TTL8C) next to the air conditioning equipment.

The TOTALINE condensate pumps drain condensates from air conditioning units (up to 10 kW) in every application and in any installation.

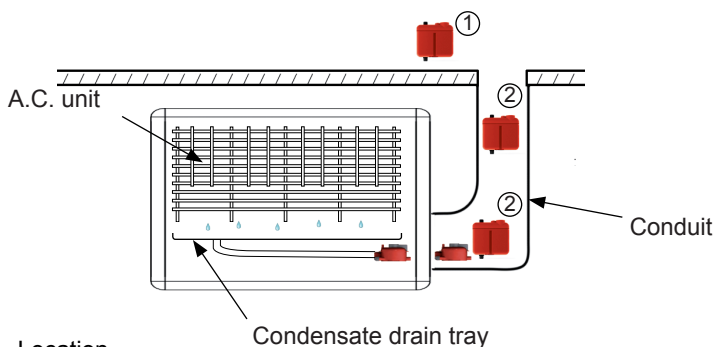
The TTL12S and TTL8C pumps will quietly and reliably discharge condensates.



TL12S

SYSTEM INSTALLATION :

TL12S



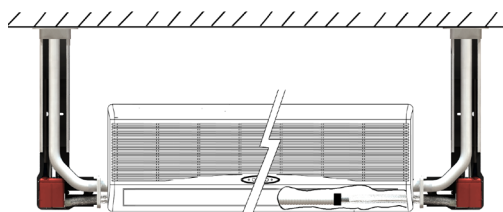
Location

- ① In false ceiling
- ② Next to A.C unit



TTL8C

TTL8C



KIT CONTENTS :

TL12S: Piston pump bloc - 1,5 m power cable + safety switch - Rubber anti-vibration mounting bracket - Detection unit with float + 1.5 m cable + installation kit (blond rubber Ø 15 x 35 mm, vent pipe Ø 4 x 6 mm x 75 mm, self-adhesive mounting rail).

TTL8C : Pump - Anti-vibrating reversible mounting bracket - 1.5 m cable with NC alarm contact - Pump cover - 750 mm of duct model 80x60mm - 500mm rubber tube Ø15mm ID - Rubber joint for junction to the A/C unit - Ceiling duct - 3 tie-wraps - 4 screws + rawl plug.

TECHNICAL DATA :

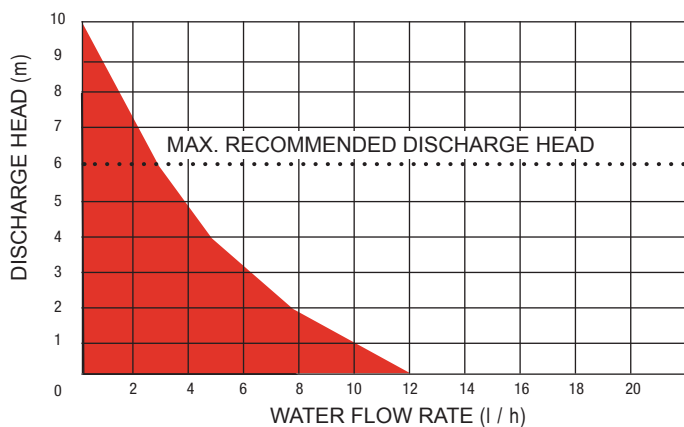
	TTL8C	TL12S
Mains supply	230V~ 50/60Hz - 8 W	230V~ 50/60Hz 8 W
Maximum water flow rate	8 l/h	12 l/h
Recommended discharge head	6 m	6 m
Maximum suction head	2 m	--
Safety switch	NC 8 A resistive – 250V	NC 8 A resistive – 250V
Control	By float, 3 levels (ON, OFF, ALARM)	By float, 3 levels (ON, OFF, ALARM)
Sound level at 1 m	25.1 dBA	21.5 dBA
Pump unit dimensions	L 66 x W 44 x H 59 mm	L 66 x W 44 x H 77 mm
Detection unit dimensions	L 55 x W 38 x H 36 mm	--

The TOTALINE TTL8C and TL12S pumps are :

- supplied with thermal protection.
- CE marked.

PERFORMANCE GRAPHS :

TTL8C



TL12S

